



# MAHATMA GANDHI VIDYAMANDIR'S ARTS, SCIENCE AND COMMERCE COLLEGE HARSUL

TAL- TRIMBAKESHWAR, DIST- NASHIK, MAHARASHTRA, PIN- 422204  
RE-ACCREDITED BY NAAC WITH 'B' GRADE  
AFFILIATED TO SAVITRIBAI PHULE PUNE UNIVERSITY, ID NO. PU/NS/ASC/048/(1993)



## Criterion-1 – Curricular Aspects

### Key Indicator – 1.4 Feedback System

**1.4.1 (QnM):** *Institution obtains feedback on the academic performance and ambience of the institution from various stakeholders, such as Students, Teachers, Employers, Alumni etc. and action taken report on the feedback is made available on institutional website.*

Website - <https://mgvharsulsr.kbhgroup.in/>  
Phone - 02558 - 227292

Email - [harsulcollege@gmail.com](mailto:harsulcollege@gmail.com)  
Fax - 02558 - 227292



Founder



Karmaveer Bhausaheb Hiray

Mahatma Gandhi Vidyamandir's  
**ARTS, SCIENCE & COMMERCE COLLEGE**

(Affiliated to Savitribai Phule Pune University, Pune) ID No. PU/NS/ASC/048/(1993)

■ web : [www.mgv.org.in/harsulcollege](http://www.mgv.org.in/harsulcollege)

■ Email : [harsulcollege@gmail.com](mailto:harsulcollege@gmail.com)

Re-Accredited by NAAC with 'B' Grade

**Declaration**

This is to declare that the information, reports, true copies of the supporting documents, numerical data, etc. submitted/presented in this file is verified by Internal Quality Assurance Cell (IQAC) and is correct as per the record. This declaration is for the purpose of NAAC accreditation of HEI for 3<sup>rd</sup> Cycle period 2017-18 to 2021-22

Date: 20/06/2023

Place: Harsul

Dr. A. K. Aher

**IQAC Coordinator**  
**CO-ORDINATOR**  
**IQAC**

Arts, Science & Commerce College,  
Harsul, Tal. Tryambakeshwar, Dist. Nashik



Dr. M. R. Deshmukh

**IQAC Chairman and Principal**  
**PRINCIPAL**

M. G. Vidyamandir's  
Art's, Science & Commerce College  
Harsul, Tal. Tryambakeshwar Dist. Nashik

HARSUL, TAL.: TRYAMBAKESHWAR, DIST.: NASHIK-422204 Ph. : 02558-227292

## Criterion-1 – Curricular Aspects

### Key Indicator – 1.4 Feedback System

**1.4.1** Feedback is an essential part of academic achievement to review the quality of services including teaching, learning, and the facilities to conduct the activities that are available at the institute which helps to enhance the quality of teaching, learning and atmosphere of the institute. The Institute achieves feedback on the basis of academic achievement and atmosphere of the college from various stakeholders, such as Students, Teachers, Alumni etc. and action taken report on the feedback is put forward on Institute's website.

## Contents


1. Feedback Policy
2. Feedback Analysis Reports
3. Feedback Action Taken Reports
4. Sample Feedback Form





**Mahatma Gandhi Vidyamandir's**  
**Arts, Science and Commerce College Harsul**  
**Tal- Tryambakeshwar, Dist- Nashik (M.S.) 422204**

(Affiliated to the S.P. Pune University (PU/NS/ASC/048 (1993))  
Website: [www.mgv.org.in/harsulcollege](http://www.mgv.org.in/harsulcollege) E-mail: [harsulcollege@gmail.com](mailto:harsulcollege@gmail.com)



## Feedback Policy

**Policy Title :** Feedback Mechanism Policy

**Statement:** To prompt a standardized feedback mechanism to obtain feedback from the stakeholders to check the effectiveness of teaching learning process along with overall environment of the institute.

**Scope:** The Feedback policy concerns about all stakeholders including students, teachers, parents and alumni. —

**Objectives:**

- To provide opportunities to various stakeholders to contribute their opinion and suggestion on teaching, learning quality and environment
- To increase the success of academic development in relation to expectation of the students
- To assure the standard and quality of the college infrastructure, administrative activities taking place in the institute
- To offer the platform to the students to identify a better role in teaching-learning process
- To identify the obstacles in attaining the learning objectives and outcomes of the particulars
- To support the best environment for the women students for their academic excellence and social awareness
- To analyse and improve facilities for teaching methodology at institute.



## **Guidelines / Responsibilities :**

- The college should develop a well-defined feedback mechanism to obtain feedback online and offline on various activities as well as facilities from stakeholders.
- The structure of feedback analysis should be designed under the guidance of IQAC.
- Collected feedback responses should be assessed by the IQAC team.
- The suggestions and recommendations are discussed with the Head of the Departments, IQAC and the Principal.
- The necessary steps and measures should be taken on the feedback and communicated to the respective stakeholders.
- Feedback Committee and Alumni Association Committee should be analyzed and preparation of action taken reports should be done from time to time.
- Feedbacks should also be communicated to the Management.
- The suggestions regarding curriculum obtained from teachers should be communicated to affiliating university through respective Board of Studies and during the curriculum restructuring workshops.



(Dr. M. R. Deshmukh)

**Principal**

M. G. Vidyamandir's  
**Art's, Science & Commerce College**  
Harsul, Tal. Trvambakeshwar Dist. Nashik



**Mahatma Gandhi Vidyamandir's**  
**ARTS, SCIENCE AND COMMERCE COLLEGE, HARSUL**  
**TAL- TRYAMBAKESHWAR, DIST- NASHIK (M. S.) 422204**  
[Affiliated to Savitribai Phule Pune University of Pune]



### **Criterion-1 – Curricular Aspects**

#### **Key Indicator – 1.4.1 Feedback System**

## **Feedback Analysis and Action Taken Report**

### **(Year-Wise)**

The feedback is collected by online mode (previously manually) from students, Teacher, Alumni etc. Students' feedback is filled by both, UG and PG students, during their final examination in the college. Students' feedback is received on two criterions: the teaching learning process including content of the course, Learning experience and overall college functioning of the college. Students have to select any one option from A, B, C, D, corresponding to Very good, good, Average and Poor. The strength and weaknesses mentioned are thus summarized. The analysis report is submitted to the Principal and the College Development Committee meetings.



**Mahatma Gandhi Vidyamandir's**  
**Arts, Science and Commerce College, Harsul**

**Tal-Tryambakeshwar, Dist, Nashik, MS-422209**

**(Affiliated to Savitribai Phule Pune University)**

**ID No. PUN/NS/ASC/048/1993**

**Phone: 02558-227292**

**Mob No. 9011027608**

**Web: mgvharsulsr.kbhgroup.in**

**email- harsulcollege@gmail.com**

## Feedback Analysis

**[Academic Year 2021-2022]**

The feedback on curriculum was collected through online mode from all the stakeholders in the academic year 2020-21. Feedback forms are available on the college website and the stakeholders- Students, Alumni, Teacher & Employer- gave their online response using given web links.

**Feedback Type : Online**

**Direct Link URL : Links for Stakeholders**

Form	Name of the Stakeholder	Link for Google Form
A	Feedback on Curriculum by Students	<a href="https://docs.google.com/forms/d/e/1FAIpQLScHaWvLDczLFwb502FEDOy-e1yIFSvUxoj6RjAJg0G-uBamw/viewform?usp=share_link">https://docs.google.com/forms/d/e/1FAIpQLScHaWvLDczLFwb502FEDOy-e1yIFSvUxoj6RjAJg0G-uBamw/viewform?usp=share_link</a>
B	Feedback on Curriculum by Teacher	<a href="https://docs.google.com/forms/d/e/1FAIpQLScdRj1tESBic-UFBkPaV84ILpjm6Mb5LqZ39Wqcahzt3Xvbmw/viewform?usp=share_link">https://docs.google.com/forms/d/e/1FAIpQLScdRj1tESBic-UFBkPaV84ILpjm6Mb5LqZ39Wqcahzt3Xvbmw/viewform?usp=share_link</a>
C	Feedback on Curriculum by Alumni	<a href="https://docs.google.com/forms/d/e/1FAIpQLScdRj1tESBic-UFBkPaV84ILpjm6Mb5LqZ39Wqcahzt3Xvbmw/viewform?usp=share_link">https://docs.google.com/forms/d/e/1FAIpQLScdRj1tESBic-UFBkPaV84ILpjm6Mb5LqZ39Wqcahzt3Xvbmw/viewform?usp=share_link</a>



## Feedback Analysis

Sr. No	Feedback Category	Response Recorded	Average Opinions in Percentage
1	Students Feedback	101	88.75%
2	Teachers Feedback	12	100%
3	Alumni Feedback	17	84.33%

### Scale of Opinion of Stakeholders

Scale of Opinions of Stakeholders (Students, Teachers, Alumni, Employers)			
A	B	C	D
100-80	79-60	59-40	>40

Average Rating of Stakeholders Feedback Response found to 86.1

Scale of Opinion of all Stakeholders found to be at Rank A (100-80)

### (A) Analysis Report of Students' Feedback on Curriculum

Feedback was collected from the students about the various aspects such as, curriculum, facilities available, quality of teaching by feedback committee under the guidance of IQAC. Total 101 students responded through online process. Following are the findings of the feedback collected and analysis of the same.

Que. No.	Suggestions by Stakeholders	Opinions of the Students in Percentage				Scale of Opinion	% of Opinion
		A	B	C	D		
1	Diversity & extent of courses covered	Very Good	Good	Average	Poor	Very Good & Good	97%
		49.5 %	47.5%	2%	1%		
2	Depth of the course content including project work, if any.	Very Good	Good	Average	Poor	Very Good & Good	89%
		34.3%	55.6%	10.1%	Nil		
3	Employment orientation in	Very Good	Good	Average	Poor	Very Good & Good	88.7
		36.7%	52%	11.2%	0.1		

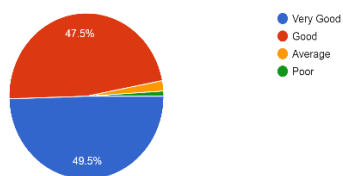


	the curriculum						
4	Topics for competitive examinations included in the syllabus	Very Good	Good	Average	Poor	Very Good & Good	92.9%
		39.8	53.1%	5.1%	2%		
5	Applicability/relevance of textual reading material	Very Good	Good	Average	Poor	Very Good & Good	85.7%
		29.6%	56.1%	9.2%	5.1		
6	Clarity and relevance of textual reading material	Very Good	Good	Average	Poor	Very Good & Good	84.7%
		39.8%	44.9%	12.2%	3.1%		
7	Extent of participatory/experiential learning and student involvement.	Very Good	Good	Average	Poor	Very Good & Good	92.8
		36.7%	56.1%	5.1%	2%		
8	Scope for the use of ICT	Very Good	Good	Average	Poor	Very Good & Good	83.5%
		28.9%	54.6%	9.3%	7.2%		
9	Research orientation obtained during the programme	Very Good	Good	Average	Poor	Very Good & Good	87.5%
		27.1%	60.4%	10.4%	2.1%		
10	Overall	Very Good	Good	Average	Poor	Very Good	85.7%

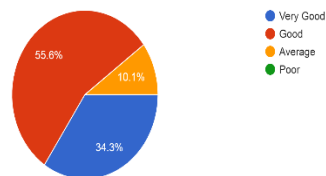
	evaluation process.	39.8%	45.9%	9.2%	5.1%	& Good	
	Average Rating = 88.75						

## Graphical Representation of Students Feedback 2021-2022

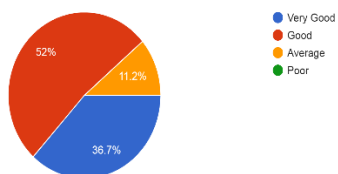
Diversity & extent of courses covered  
99 responses



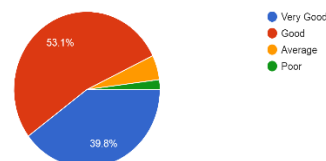
Depth of the course content including project work, if any.  
99 responses



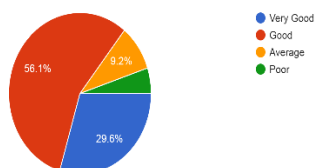
Employment orientation in the curriculum  
98 responses



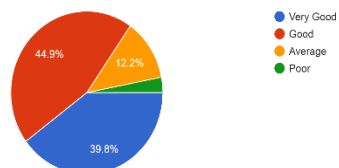
Topics for competitive examinations included in the syllabus  
98 responses



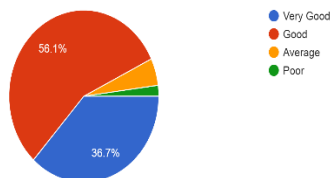
Applicability/relevance of textual reading material  
98 responses



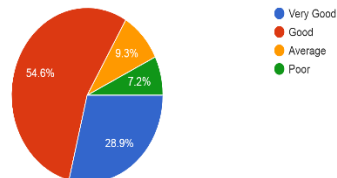
Clarity and relevance of textual reading material  
98 responses



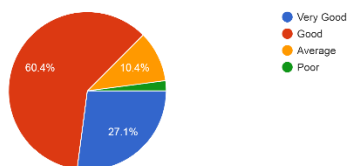
Extent of participatory/experiential learning and student involvement.  
98 responses



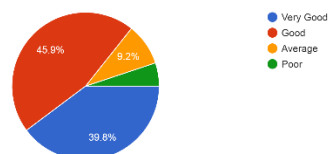
Scope for the use of ICT  
97 responses



Research orientation obtained during the programme  
96 responses



Overall evaluation process.  
98 responses



Dr. M.R. Deshmukh  
(Chairperson, IQAC)  
**PRINCIPAL**  
M. G. Vidyamandir's  
Arts, Science & Commerce College,  
Harsul, Tal. Tryambakeshwar, Dist. Nashik

## (B) Analysis Report of Teacher's Feedback on Curriculum

Feedback was collected from the teachers about the various aspects such as, curriculum, facilities available, quality of teaching by feedback committee under the guidance of IQAC. Total 12 teachers responded through online process. Following are the findings of the feedback collected and analysis of the same:

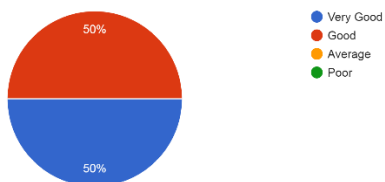
Que. No.	Suggestions by Stakeholders	Opinions of the Students in Percentage				Scale of Opinion	% of Opinion
		A	B	C	D		
1	Programme offered in terms of diversity of courses covered	Very Good	Good	Average	Poor	Very Good & Good	100
		50	50	Nil	Nil		
2	Programme offered in terms of the load of courses in different terms/semesters	Very Good	Good	Average	Poor	Very Good & Good	100
		41.7	58.3	Nil	Nil		
3	Availability of the text and references books in the library/market	Very Good	Good	Average	Poor	Very Good & Good	100
		58.3	41.7	Nil	Nil		
4	Quality and relevance of the courses included in the curriculum	Very Good	Good	Average	Poor	Very Good & Good	100
		41.7	58.3	Nil	Nil		
5	Academic	Very Good	Good	Average	Poor	Very Good	100

	ambience of College for an effective delivery of courses	41.7	58.3	Nil	Nil	& Good	
6	Courses in terms of inclusion of latest knowledge/technology	Very Good	Good	Average	Poor	Very Good & Good	100
		41.7	58.3	Nil	Nil		
7	Outcomes that your students achieve from the courses	Very Good	Good	Average	Poor	Very Good & Good	100
		41.7	58.3	Nil	Nil		
8	Scope for the use of ICT for the delivery of courses	Very Good	Good	Average	Poor	Very Good & Good	100
		36.4	63.6	Nil	Nil		
9	Overall transformation of students after the completion of course	Very Good	Good	Average	Poor	Very Good & Good	100
		36.4	63.6	Nil	Nil		
10	Overall evaluation process of the programme	Very Good	Good	Average	Poor	Very Good & Good	100
		58.3	41.7	Nil	Nil		
	Average Rating = 100%						

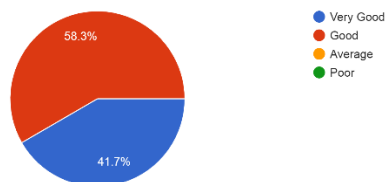
### **Graphical Representation of Teacher' s Feedback on Curriculum 2021-2022**



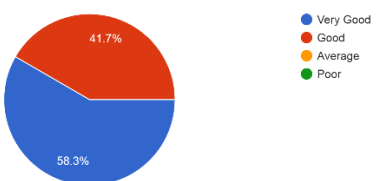
Programme offered in terms of diversity of courses covered  
12 responses



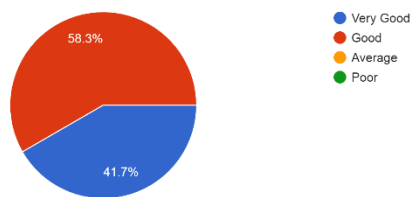
Programme offered in terms of the load of courses in different terms/semesters  
12 responses



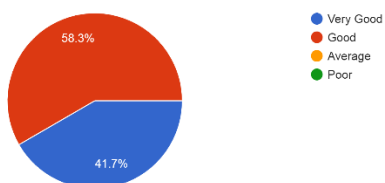
Availability of the text and references books in the library/market  
12 responses



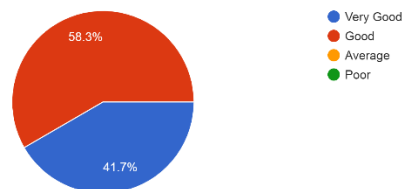
Quality and relevance of the courses included in the curriculum  
12 responses



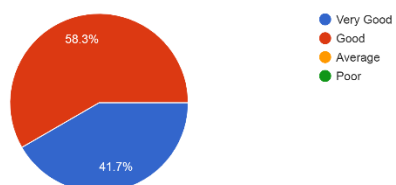
Academic ambience of College for an effective delivery of courses  
12 responses



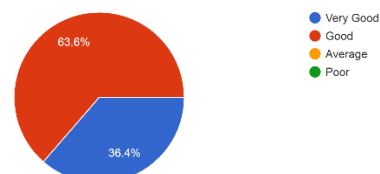
Courses in terms of inclusion of latest knowledge/technology  
12 responses



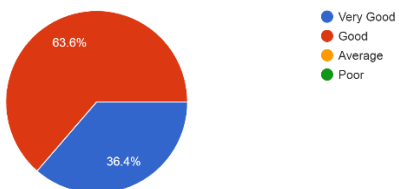
Outcomes that your students achieve from the courses  
12 responses



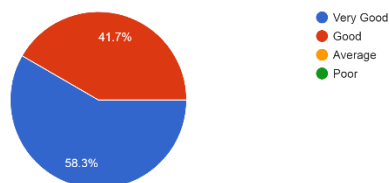
Scope for the use of ICT for the delivery of courses  
11 responses



Overall transformation of students after the completion of course  
11 responses



Overall evaluation process of the programme  
12 responses



Dr. M.R, Deshmukh  
(Chairperson, IQAC)  
**PRINCIPAL**  
**M. G. Vidyamandir's**  
**Arts, Science & Commerce College,**  
**Harsul, Tal.Tryambakeshwar, Dist.Nashik**

### (C) Analysis Report of Alumni Feedback on Curriculum

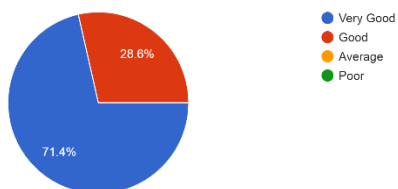
Feedback was collected from the alumni about the various aspects such as, curriculum, facilities available, quality of teaching by feedback committee under the guidance of IQAC. Total 17 alumni responded through online process. Following are the findings of the feedback collected and analysis of the same.

Que. No.	Suggestions by Stakeholders	Opinions of the Students in Percentage				Scale of Opinion	% of Opinion
		A	B	C	D		
1	Diversity and extent of courses covered	Very Good	Good	Average	Poor	Very Good & Good	100
		71.4	28.6	Nil	Nil		
2	Depth of the course content including project work, if any	Very Good	Good	Average	Poor	Very Good & Good	100
		78.4	28.6	Nil	Nil		
3	Employment orientation in the curriculum	Very Good	Good	Average	Poor	Very Good & Good	57.2
		42.9	14.3	42.9	Nil		
4	Topics for competitive examinations included in the syllabus	Very Good	Good	Average	Poor	Very Good & Good	85.7
		57.1	28.6	Nil	14.3		
5	Applicability/r relevance to real life situations	Very Good	Good	Average	Poor	Very Good & Good	71.5
		42.9	28.6	28.6	Nil		
6	Clarity and relevance of textual reading	Very Good	Good	Average	Poor	Very Good & Good	85.8
		42.9	42.9	Nil	14.3		

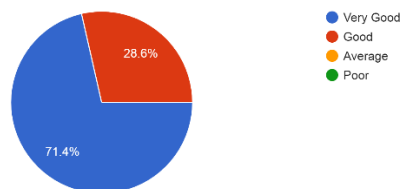
	material						
7	Extent of participatory/ experiential learning and student involvement	Very Good	Good	Average	Poor	Very Good & Good	71.5
		42.9	28.6	28.6	Nil		
8	Scope for the use of ICT	Very Good	Good	Average	Poor	Very Good & Good	85.8
		42.9	42.9	14.3	Nil		
9	Research orientation obtained during the programme	Very Good	Good	Average	Poor	Very Good & Good	85.8
		42.9	42.9	Nil	14.3		
10	Overall evaluation process	Very Good	Good	Average	Poor	Very Good & Good	100
		28.6	71.4	Nil	Nil		
	Average Rating = 84.33						

### Graphical Representation of Alumni Feedback on Curriculum 2021-2022

Diversity and extent of courses covered  
7 responses

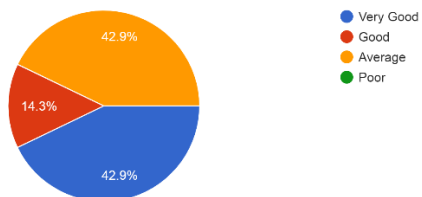


Depth of the course content including project work,if any  
7 responses



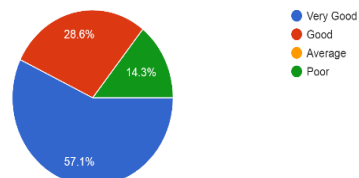
#### Employment orientation in the curriculum

7 responses



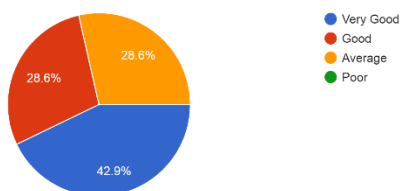
#### Topics for competitive examinations included in the syllabus

7 responses



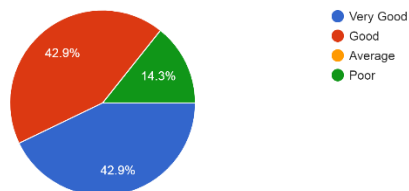
#### Applicability/relevance to real life situations

7 responses



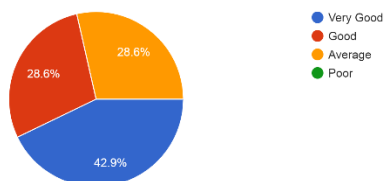
#### Clarity and relevance of textual reading material

7 responses



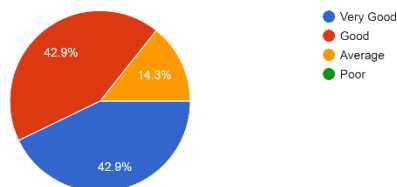
#### Extent of participatory/experiential learning and student involvement

7 responses



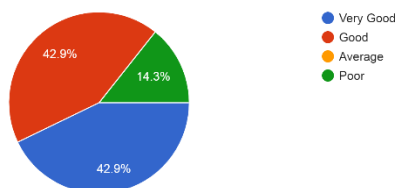
#### Scope for the use of ICT

7 responses

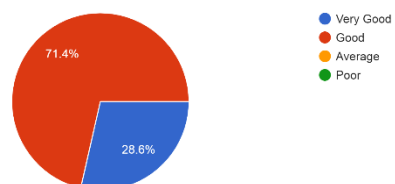




Research orientation obtained during the programme  
7 responses



Overall evaluation process  
7 responses



Dr. M.R. Deshmukh  
(Chairperson, IQAC)  
**PRINCIPAL**  
M. G. Vidyamandir's  
Arts, Science & Commerce College,  
Harsul, Tal. Tryambakeshwar, Dist. Nashik



Mahatma Gandhi Vidyamandir's  
Arts, Science & Commerce College, Harsul

Tal- Tryambakeshwar, Dist- Nashik – 422 204.



## Feedback Analysis

[Academic Year: 2020-21]

The feedback on curriculum was collected through online mode from all the stakeholders in the academic year 2020-21. Feedback forms are available on the college website and the stakeholders- Students, Alumni, Teacher & Employer- gave their online response using given web links.

Feedback Type : Online

Direct Link URL : Links for Stakeholders

Form	Name of the stakeholder	Link for Google Form
A	Feedback on Curriculum by Student	<a href="https://forms.gle/KFKmPGwq5878zQrWA">https://forms.gle/KFKmPGwq5878zQrWA</a>
B	Feedback on Curriculum by Alumni	<a href="https://forms.gle/aJtLpv73ksSvrdYH7">https://forms.gle/aJtLpv73ksSvrdYH7</a>
C	Feedback on Curriculum by Teacher	<a href="https://forms.gle/RAceyPBhQu4E4pPq9">https://forms.gle/RAceyPBhQu4E4pPq9</a>
D	Feedback on Curriculum by Employer	<a href="https://forms.gle/2vTPWyRzudNifPPTA">https://forms.gle/2vTPWyRzudNifPPTA</a>

### Feedback Analysis:

Sr. No.	Feedback Category	Total numbers of response recorded	Average Opinions of Answer in Percentage
1	Students' Feedback	180	70.14%
2	Alumni Feedback	92	85.64%
3	Teachers' Feedback	16	95.3%
4	Employer Feedback	04	93.32%


Scale of Opinion of Stakeholders (Students, Alumni, Teachers and Employers)			
A	B	C	D
100-80	79-60	59-40	Less than 40

Average Rating of All Stakeholders Feedback Response found to be 86.1

Scale of Opinion of All Stakeholders found to be at Rank A (100-80)

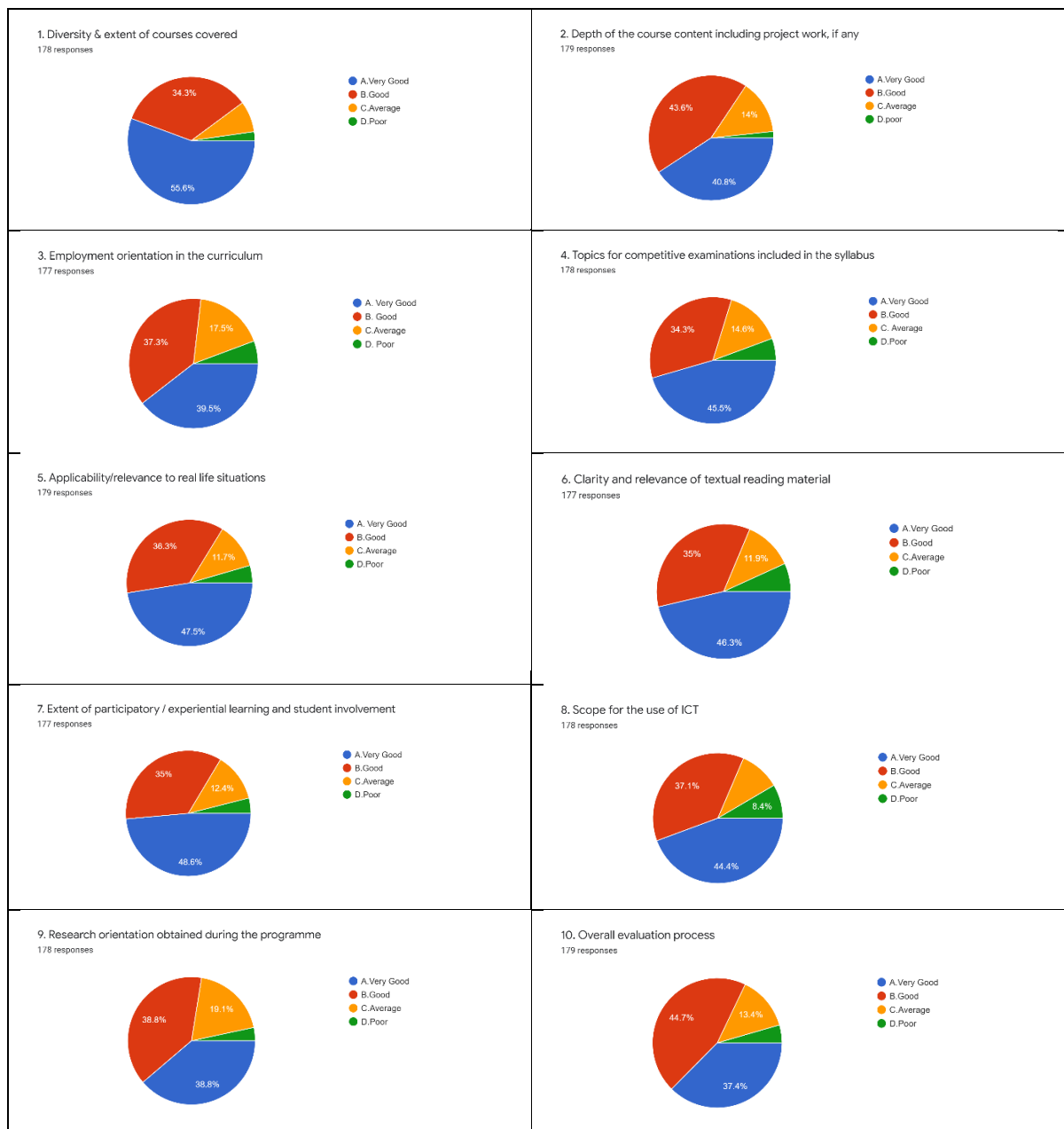
### A) Analysis Report on Students' Feedback

Feedback was collected from the students about the various aspects such as, curriculum, facilities available, quality of teaching by feedback committee under the guidance of IQAC. Total 180 students responded through online process. Following are the findings of the feedback collected and analysis of the same.

Que. No.	Suggestions by Stakeholders	Opinion of Students in Percentage				Scale of Opinion	% of Opinion
		A	B	C	D		
1	Diversity & extent of courses covered	Very Good	Good	Average	Poor	Very Good & Good	89.9
		55.6	34.3	7.9	2.2		
2	Depth of the course content including project work, if any	Very Good	Good	Average	Poor	Very Good & Good	84.4
		40.8	43.6	14	1.7		
3	Employment orientation in the curriculum	Very Good	Good	Average	Poor	Very Good & Good	76.8
		39.5	37.3	17.5	5.6		
4	Topics for competitive examinations included in the syllabus	Very Good	Good	Average	Poor	Very Good & Good	79.8
		45.5	34.3	16.6	5.6		
5	Applicability/relevance to real life situations	Very Good	Good	Average	Poor	Very Good & Good	81.8
		47.5	36.3	11.7	4.5		
6	Clarity and relevance of textual reading material	Very Good	Good	Average	Poor	Very Good & Good	81.3
		46.3	35	11.9	6.8		
7	Extent of participatory / experiential learning and student involvement	Very Good	Good	Average	Poor	Very Good & Good	48
		48.6	35	12.4	4		
8	Scope for the use of ICT	Very Good	Good	Average	Poor	Very Good & Good	81.5
		44.4	37.1	10.1	8.4		
9	Research orientation obtained during the programme	Very Good	Good	Average	Poor	Very Good & Good	77.6
		38.8	38.8	19.1	3.4		
10	Overall evaluation process	Very Good	Good	Average	Poor	Very Good & Good	82.1
		37.4	44.7	13.4	4.5		
11	Suggestions for improvement	Recorded					
	Average Rating= 70.14						



## Graphical Representation of Students feedback:2020-21



## B) Analysis Report on Alumni Feedback

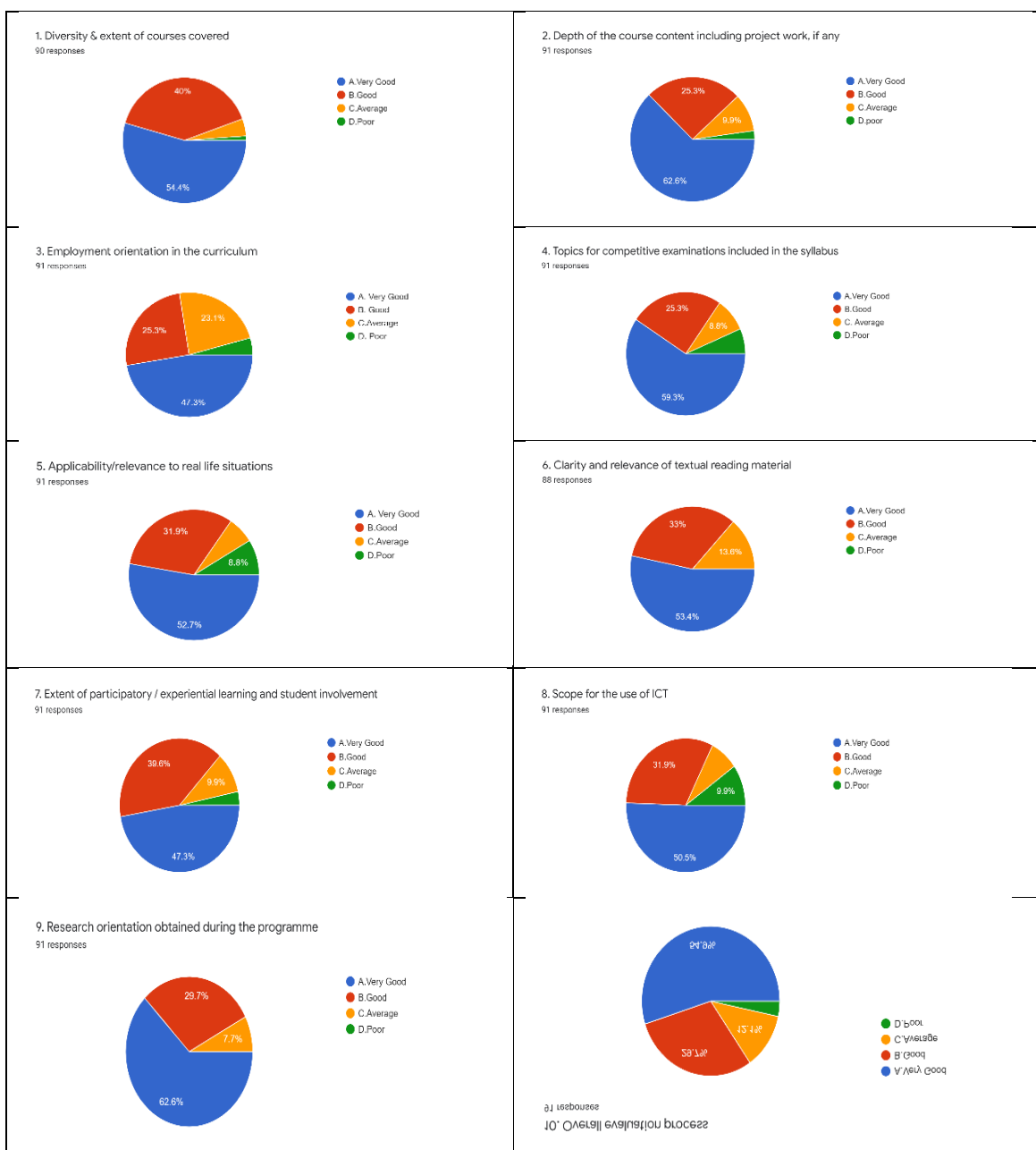
Feedback was collected from the alumni about the various aspects such as, curriculum, facilities available, quality of teaching by feedback committee under the guidance of IQAC. Total 92 alumni responded through online process. Following are the findings of the feedback collected and analysis of the same.

Que. No.	Parameters	Opinion of Students in Percentage				Scale of Opinion	% of Opinion
		A	B	C	D		
1	Diversity & extent of courses covered	Very Good	Good	Average	Poor	Very Good & Good	94.4
		54.4	40	4.4	1.1		
2	Depth of the course content including project work, if any	Very Good	Good	Average	Poor	Very Good & Good	87.9
		62.6	25.3	9.9	2.2		
3	Employment orientation in the curriculum	Very Good	Good	Average	Poor	Very Good & Good	72.3
		47.3	25.3	23.1	4.4		
4	Topics for competitive examinations included in the syllabus	Very Good	Good	Average	Poor	Very Good & Good	84.6
		59.3	25.3	8.8	6.6		
5	Applicability/relevance to real life situations	Very Good	Good	Average	Poor	Very Good & Good	84.6
		52.7	31.9	6.6	8.8		
6	Clarity and relevance of textual reading material	Very Good	Good	Average	Poor	Very Good & Good	86.4
		53.4	33	13.6	00		
7	Extent of participatory / experiential learning and student involvement	Very Good	Good	Average	Poor	Very Good & Good	86.9
		47.3	39.6	9.9	3.3		
8	Scope for the use of ICT	Very Good	Good	Average	Poor	Very Good & Good	82.4
		50.5	31.9	7.7	9.9		
9	Research orientation obtained during the programme	Very Good	Good	Average	Poor	Very Good & Good	92.3
		62.6	29.7	7.7	00		
10	Overall evaluation process	Very Good	Good	Average	Poor	Very Good & Good	84.6
		54.9	29.7	12.1	3.3		
11	Suggestions for improvement	Recorded					
	Average Rating= 85.64						





# Graphical Representation of Alumni Feedback



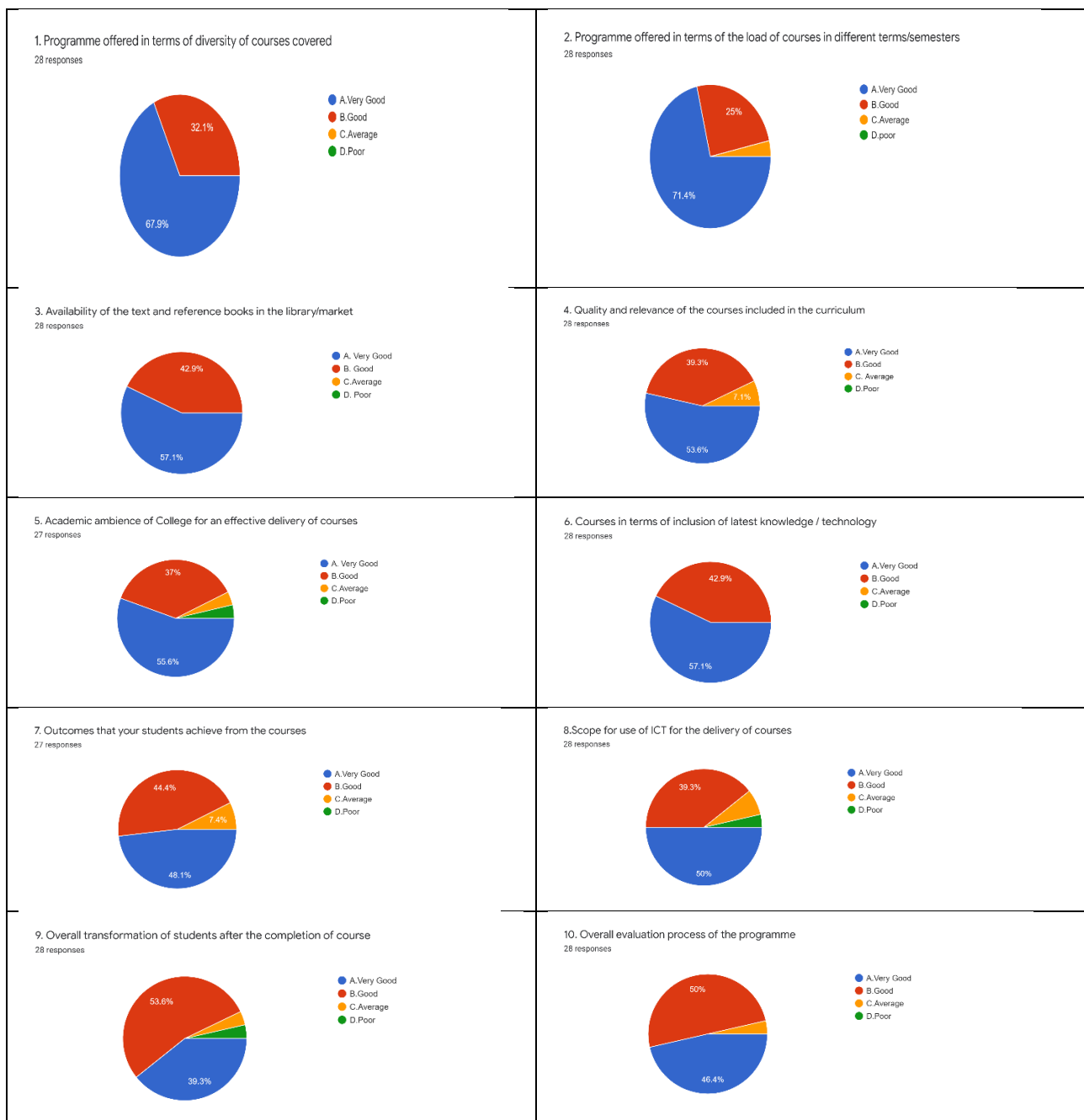
### C) Analysis Report on Teacher's Feedback

Feedback was collected from the teachers about the various aspects such as, curriculum, facilities available, quality of teaching by feedback committee under the guidance of IQAC. Total 16 teachers responded through online process. Following are the findings of the feedback collected and analysis of the same;

Que. No.	Nature of Question	Opinion of Students in Percentage				Scale of Opinion	% of Opinion
		A	B	C	D		
1	Programme offered in terms of diversity of courses covered	Very Good	Good	Average	Poor	Very Good &Good	100
		67.9	32.1	00	00		
2	Programme offered in terms of the load of courses in different terms/semesters	Very Good	Good	Average	Poor	Very Good &Good	96.4
		71.4	25	3.6	00		
3	Availability of the text and reference books in the library/market	Very Good	Good	Average	Poor	Very Good &Good	100
		57.1	42.9	00	00		
4	Quality and relevance of the courses included in the curriculum	Very Good	Good	Average	Poor	Very Good &Good	92.9
		53.6	39.3	7.1	00		
5	Academic ambience of College for an effective delivery of courses	Very Good	Good	Average	Poor	Very Good &Good	92.6
		55.6	37	3.7	3.7		
6	Courses in terms of inclusion of latest knowledge / technology	Very Good	Good	Average	Poor	Very Good &Good	100
		57.1	42	00	00		
7	Outcomes that your students achieve from the courses	Very Good	Good	Average	Poor	Very Good &Good	92.5
		48.1	44.4	7.4	00		
8	Scope for use of ICT for the delivery of courses	Very Good	Good	Average	Poor	Very Good &Good	89.3
		50	39.3	7.1	3.6		
9	Overall transformation of students after the completion of course	Very Good	Good	Average	Poor	Very Good &Good	92.9
		39.3	53.6	3.6	3.6		
10	Overall evaluation process of the programme	Very Good	Good	Average	Poor	Very Good &Good	96.4
		46.4	50	3.6			
11	Suggestions if any	Recorded					
							95.3



# Graphical Representation of Teachers Feedback




## D) Analysis Report on Employer's Feedback

Feedback was taken by feedback committee and the IQAC from the employers about the various aspects like curriculum, facilities etc. We have received feedback from 3 employers through online process. Following are the findings of the feedback collected and analysis of the same.

Que. No.	Nature of Question	Opinion of Students in Percentage				Scale of Opinion	% of Opinion
		A	B	C	D		
1	Subject knowledge	Very Good	Good	Average	Poor	Very Good & Good	100
		66.7	33.3	00	00		
2	Competency level	Very Good	Good	Average	Poor	Very Good & Good	100
		66.7	33.3	00	00		
3	Adequacy of skills	Very Good	Good	Average	Poor	Very Good & Good	100
		33.3	66.7	00	00		
4	Job fit	Very Good	Good	Average	Poor	Very Good & Good	100
		33.3	66.7	00	00		
5	Target orientated	Very Good	Good	Average	Poor	Very Good & Good	66.6
		33.3	33.3	33.3	00		
6	Quest for new learning	Very Good	Good	Average	Poor	Very Good & Good	100
		66.7	33.3	00	00		
7	Ability to relate theory to practice	Very Good	Good	Average	Poor	Very Good & Good	100
		100	00	00	00		
8	Group dynamics	Very Good	Good	Average	Poor	Very Good & Good	100
		33.3	66.7	00	00		
9	Communication and attitude	Very Good	Good	Average	Poor	Very Good & Good	100
		100	00	00			
10	Use of ICT	Very Good	Good	Average	Poor	Very Good & Good	66.6
		33.3	33.3	33.3	00		
11	Suggestions if any	Recorded					
	Average Rating=93.32						



  
 (Dr. M. R. Deshmukh)

**Principal**  
 M. G. Vidyamandir's  
 Art's, Science & Commerce College  
 Harsul, Tal. Tryambakeshwar Dist. Nashik



Mahatma Gandhi Vidyamandir's  
Arts, Science & Commerce College, Harsul

Tal- Tryambakeshwar, Dist- Nashik – 422 204.

## Feedback- Action Taken Report

[Academic Year: 2020-21]

The feedback on curriculum was collected through online mode from all the stakeholders in the academic year 2020-21. Feedback forms are available on the college website and the stakeholders- Students, Alumni, Teacher & Employer- gave their online response using given web links. Average Rating of All Stakeholders Feedback Response found to be 86.1

### Action taken:

1. The Principal calls the faculty personally and informs them about the feedback given by the students and asks the faculty to cope up with the required teaching – learning process.
2. The Management wants to introduce ICT tools in teaching, learning and problem solving aspects.
3. We could not conduct Campus Recruitment Training program during 2020-21, due to pandemic.
4. We have introduced Online teaching for all the courses, due to pandemic for the first time. Some of the students have faced the problems due to technical snags i.e. Wi-Fi connectivity and proper gadgets. Some of the students did not have awareness on online teaching – learning process.
5. The teachers have decided using PPTs and e-resources for enhancing the teaching learning experience.
6. The guest lectures/ seminars are arranged on Career Options.
7. The Orientation programs were conducted on Career guidance and the higher educational prospects.
8. Many competitions/programs/ workshops were conducted through online.
9. The teachers were motivated to participate in more Faculty development programs.



  
(Dr. M. R. Deshmukh)

**Principal**  
M. G. Vidyamandir's  
Art's, Science & Commerce College  
Harsul, Tal. Tryambakeshwar Dist. Nashik



Mahatma Gandhi Vidyamandir's  
Arts, Science & Commerce College, Harsul

Tal- Tryambakeshwar, Dist- Nashik – 422 204.



## Feedback Analysis

[Academic Year: 2019-20]

The feedback on curriculum was collected through the form filled up by the stakeholders in the academic year 2019-20. Feedback forms were distributed among the stakeholders- Students, Alumni and Teachers who recorded their response using the given form. Following is the analysis of the responses collected from the stakeholders.

### Feedback Analysis:

Sr. No.	Feedback Category	Total numbers of response recorded	Average Opinions of Answer in Percentage
1	Students' Feedback	87	63.72%
2	Alumni Feedback	21	75.18%
3	Teachers' Feedback	13	96.74%

Average Rating of All Stakeholders Feedback Response found to be 86.1  
Scale of Opinion of All Stakeholders found to be at Rank A (100-80)

### A) Analysis Report on Students' Feedback

Feedback was collected from the students about the various aspects such as, curriculum, facilities available, quality of teaching by feedback committee under the guidance of IQAC. Total 180 students responded through online process. Following are the findings of the feedback collected and analysis of the same.

Que. No.	Suggestions by Stakeholders	Opinion of Students in Percentage				Scale of Opinion	% of Opinion
		A	B	C	D		
1	Diversity & extent of courses covered	Very Good	Good	Average	Poor	Very Good & Good	87.8
		55.6	34.3	7.9	2.2		
2	Depth of the course content including project work, if any	Very Good	Good	Average	Poor	Very Good & Good	83.1
		40.8	43.6	14	1.7		

3	Employment orientation in the curriculum	Very Good	Good	Average	Poor	Very Good & Good	77.2
		39.5	37.3	17.5	5.6		
4	Topics for competitive examinations included in the syllabus	Very Good	Good	Average	Poor	Very Good & Good	79.8
		45.5	34.3	16.6	5.6		
5	Applicability/relevance to real life situations	Very Good	Good	Average	Poor	Very Good & Good	81.8
		47.5	36.3	11.7	4.5		
6	Clarity and relevance of textual reading material	Very Good	Good	Average	Poor	Very Good & Good	81.3
		46.3	35	11.9	6.8		
7	Extent of participatory / experiential learning and student involvement	Very Good	Good	Average	Poor	Very Good & Good	48
		48.6	35	12.4	4		
8	Scope for the use of ICT	Very Good	Good	Average	Poor	Very Good & Good	81.5
		44.4	37.1	10.1	8.4		
9	Research orientation obtained during the programme	Very Good	Good	Average	Poor	Very Good & Good	77.6
		38.8	38.8	19.1	3.4		
10	Overall evaluation process	Very Good	Good	Average	Poor	Very Good & Good	82.1
		37.4	44.7	13.4	4.5		
	Average Rating= 68.91						

## B) Analysis Report on Alumni Feedback

Feedback was collected from the alumni about the various aspects such as, curriculum, facilities available, quality of teaching by feedback committee under the guidance of IQAC. Total 92 alumni responded through online process. Following are the findings of the feedback collected and analysis of the same.

Que. No.	Parameters	Opinion of Students in Percentage				Scale of Opinion	% of Opinion
		A	B	C	D		
1	Diversity & extent of courses covered	Very Good	Good	Average	Poor	Very Good & Good	91.4
		54.4	40	4.4	1.1		
2	Depth of the course content including project work, if any	Very Good	Good	Average	Poor	Very Good & Good	86.9
		62.6	25.3	9.9	2.2		
3	Employment orientation in the curriculum	Very Good	Good	Average	Poor	Very Good & Good	73.2
		47.3	25.3	23.1	4.4		

4	Topics for competitive examinations included in the syllabus	Very Good	Good	Average	Poor	Very Good & Good	84.6
		59.3	25.3	8.8	6.6		
5	Applicability/relevance to real life situations	Very Good	Good	Average	Poor	Very Good & Good	84.6
		52.7	31.9	6.6	8.8		
6	Clarity and relevance of textual reading material	Very Good	Good	Average	Poor	Very Good & Good	86.4
		53.4	33	13.6	00		
7	Extent of participatory / experiential learning and student involvement	Very Good	Good	Average	Poor	Very Good & Good	86.9
		47.3	39.6	9.9	3.3		
8	Scope for the use of ICT	Very Good	Good	Average	Poor	Very Good & Good	82.4
		50.5	31.9	7.7	9.9		
9	Research orientation obtained during the programme	Very Good	Good	Average	Poor	Very Good & Good	92.3
		62.6	29.7	7.7	00		
10	Overall evaluation process	Very Good	Good	Average	Poor	Very Good & Good	84.6
		54.9	29.7	12.1	3.3		
	Average Rating= 86.35						

### C) Analysis Report on Teacher's Feedback

Feedback was collected from the teachers about the various aspects such as, curriculum, facilities available, quality of teaching by feedback committee under the guidance of IQAC. Total 16 teachers responded through online process. Following are the findings of the feedback collected and analysis of the same;

Que. No.	Nature of Question	Opinion of Students in Percentage				Scale of Opinion	% of Opinion
		A	B	C	D		
1	Programme offered in terms of diversity of courses covered	Very Good	Good	Average	Poor	Very Good & Good	97.2
		67.9	32.1	00	00		
2	Programme offered in terms of the load of courses in different terms/semesters	Very Good	Good	Average	Poor	Very Good & Good	95.4
		71.4	25	3.6	00		
3	Availability of the text and reference books in the library/market	Very Good	Good	Average	Poor	Very Good & Good	99
		57.1	42.9	00	00		



4	Quality and relevance of the courses included in the curriculum	Very Good	Good	Average	Poor	Very Good	92.1
		53.6	39.3	7.1	00	&Good	
5	Academic ambience of College for an effective delivery of courses	Very Good	Good	Average	Poor	Very Good	92.3
		55.6	37	3.7	3.7	&Good	
6	Courses in terms of inclusion of latest knowledge / technology	Very Good	Good	Average	Poor	Very Good	99
		57.1	42	00	00	&Good	
7	Outcomes that your students achieve from the courses	Very Good	Good	Average	Poor	Very Good	92.5
		48.1	44.4	7.4	00	&Good	
8	Scope for use of ICT for the delivery of courses	Very Good	Good	Average	Poor	Very Good	89.3
		50	39.3	7.1	3.6	&Good	
9	Overall transformation of students after the completion of course	Very Good	Good	Average	Poor	Very Good	92.5
		39.3	53.6	3.6	3.6	&Good	
10	Overall evaluation process of the programme	Very Good	Good	Average	Poor	Very Good	92.7
		46.4	50	3.6		&Good	
11	Suggestions if any	Recorded					93.5

The above report of the feedback is communicated to the college authority for the further necessary discussion and action.



(Dr. M. R. Deshmukh)

**Principal**  
**M. G. Vidyamandir's**  
**Art's, Science & Commerce College**  
**Harsul, Tal. Tryambakeshwar Dist. Nashik**



Mahatma Gandhi Vidyamandir's  
Arts, Science & Commerce College, Harsul

Tal- Tryambakeshwar, Dist- Nashik – 422 204.



## Feedback- Action Taken Report


[Academic Year: 2020-21]

The feedback on curriculum was collected through online mode from the stakeholders in the academic year 2019-20. Feedback forms were distributed among the stakeholders- Students, Alumni and Teachers who recorded their response using the given form. Average Rating of all Stakeholders' Feedback Response found to be 81.3

### Action taken:

1. The Principal calls the faculty personally and informs them about the feedback given by the students and asks the faculty to cope up with the required teaching – learning process.
2. The college plans to use extensively the ICT tools in teaching, learning and problem solving aspects due to pandemic situation.
3. There is limitation to conduct Campus Recruitment Training program during 2020-21, due to pandemic.
4. We have introduced online teaching for all the courses, due to pandemic for the first time. Some of the students have faced the problems due to technical issues i.e. internet connectivity and proper devices. Some of the students did not have awareness on online teaching – learning process.
5. The teachers have decided using PPTs and e-resources for enhancing the teaching learning experience.
6. The guest lectures/ seminars are arranged on Career Options.
9. The teachers were motivated to participate in more Faculty development programs.



  
(Dr. M. R. Deshmukh)

**Principal**  
M. G. Vidyamandir's  
Art's, Science & Commerce College  
Harsul, Tal. Tryambakeshwar Dist. Nashik



**Mahatma Gandhi Vidyamandir's**  
**ARTS, SCIENCE AND COMMERCE COLLEGE, HARSUL**  
**TAL- TRYAMBAKESHWAR, DIST- NASHIK (M. S.) 422204**  
[Affiliated to Savitribai Phule Pune University of Pune]



**Criterion-1 – Curricular Aspects**

**Key Indicator – 1.4.1 Feedback System**

# Sample Feedback Forms

Mahatma Gandhi Vidyamandir's  
**MGV'S ARTS, SCIENCE AND COMMERCE COLLEGE, HARSUL**

**STUDENT'S FEEDBACK ON CURRICULUM**

Department Marathi

Academic Year 2019-20

Class T.Y. B.A.

Month/Year July 2020

Dear Students,

Please rate the teacher on the following attributes using 5 Point scale shown below:  
(Rating: A: 4-Very Good, B: 3- Good, C: 2- Average, D: 1- Below Average)

Sr. No.	Description	A Very Good	B Good	C Average	D Poor
1.	Diversity & extent of courses covered	✓			
2.	Depth of the course content including project work, if any	✓			
3.	Employment orientation in the curriculum	✓			
4.	Topics for competitive examinations included in the syllabus	✓			
5.	Applicability/relevance to real life situations		✓		
6.	Clarity and relevance of textual reading material	✓			
7.	Extent of participatory / experiential learning and student involvement	✓			
8.	Scope for the use of ICT	✓			
9.	Research orientation obtained during the programme	✓			
10.	Overall evaluation process	✓			
11.	Suggestions if any	✓			



Bhoje  
Name and Signature

Mahatma Gandhi Vidyamandir's  
MGV'S ARTS, SCIENCE AND COMMERCE COLLEGE, HARSUL

**ALUMNI'S FEEDBACK ON CURRICULUM**

Department English

Academic Year 2019-20

Exam Passed B.A.

Month/Year 20 July 2017

Please rate the teacher on the following attributes using 5 Point scale shown below:

(Rating: A: 4- Very Good, B: 3- Good, C: 2- Average, D: 1- Below Average)

Sr. No.	Description	A Very Good	B Good	C Average	D Poor
12.	Diversity & extent of courses covered	✓			
13.	Depth of the course content including project work, if any	✓			
14.	Employment orientation in the curriculum	✓			
15.	Topics for competitive examinations included in the syllabus	✓			
16.	Applicability/relevance to real life situations		✓		
17.	Clarity and relevance of textual reading material	✓			
18.	Extent of participatory / experiential learning and student involvement	✓			
19.	Scope for the use of ICT		✓		
20.	Research orientation obtained during the programme	✓			
21.	Overall evaluation process	✓			
22.	Suggestions if any	—			



*Sharma*  
Name and signature



Mahatma Gandhi Vidyamandir's  
MGV'S ARTS, SCIENCE AND COMMERCE COLLEGE, HARSUL  
TEACHER'S FEEDBACK ON CURRICULUM

Department Hindi

Academic Year 2019-20

Month/Year- 2019-20

Please rate the teacher on the following attributes using 5 Point scale shown below:  
(Rating: A: 4-Very Good, B: 3- Good, C: 2- Average, D: 1- Below Average)

Sr. No.	Description	A Very Good	B Good	C Average	D Poor
1	Programme offered in terms of diversity of courses covered	✓			
2	Programme offered in terms of the load of courses in different terms/semesters	✓			
3	Availability of the text and reference books in the library/market	✓			
4	Quality and relevance of the courses included in the curriculum	✓			
5	Academic ambience of College for an effective delivery of courses	✓			
6	Courses in terms of inclusion of latest knowledge / technology	✓			
7	Outcomes that your students achieve from the courses		✓		
8	Scope for use of ICT for the delivery of courses		✓		
9	Overall transformation of students after the completion of course		✓		
10	Overall evaluation process of the programme	✓			
11	Suggestions if any	1			



  
Name and signature